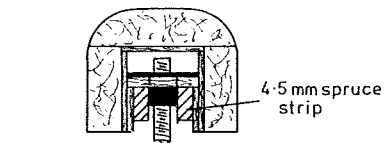
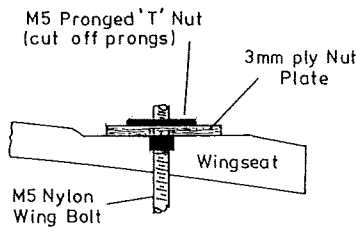


Rampage

Designed by: Stan Yeo
Span: 1520mm 60in EPP Pylon Racer

MODEL SETUP

Elevator ± 6mm
Ailerons ± 18mm
Balance Point 75mm ± 2mm
Elevon Reflex 1.5mm UP
Use Exponential Control Movements

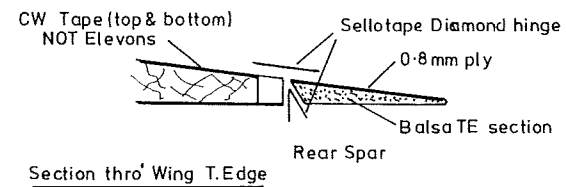


Wing Bolt/Nut Assembly

BALLASTING

When using ballast remove Noseweight to restore Balance Point to original position - see instructions.

Noseweight Cavity (approx. 100gms of lead required) DO NOT GLUE



Section thro' Wing T.Edge

